



OneClickDigital Kindle Fire

What do I need to get started?

- 1) Kindle Fire with Internet Access
- 2) Valid Library Card
- 3) Email Address



Creating an account

- 1) On your device or computer with an Internet access, go to www.akronlibrary.org
- 2) Tap on the **OneClickDigital** Link
- 3) Tap on [Click here](#) to create a OneClickDigital Account.
- 4) Click on **Create New Account** at the upper right hand corner.
- 5) Under **eAudio Preference**, select "Use OneClickDigital Media Manager" and choose an appropriate audio device type; either Apple device or other.
- 6) Enter your personal information then choose a user name and password.
- 7) Tap the **Create an Account** button.


Downloading OneClickDigital Media App

- 1) Tap **Apps** and then **store**.
- 2) The App store will automatically open and you can search for **OneClickDigital**.
- 3) The App should download. Select "USA", Ohio and type the word "Akron" for our library and select "Akron-Summit County Public Library".
- 4) Log into **OneClickDigital** account by using the username and password you created above. .

How to download a book to your Kindle Fire.

- 1) Open **OneClickDigital** App on your Kindle Fire.
- 2) Click on **Search** at the bottom.
- 3) You will be at the **OneClickDigital** site via the Akron-Summit County Library.
- 4) You can do keyword search in the **Search** box or Tap on **Book Jacket** Picture if you find a desired title to listen to.
- 5) Tap on **Checkout for** to choose the amount of days you want to check out for.
- 6) Tap on to change loan days (1-14) if desired.
- 7) Tap on **Checkout Now**. (If you change your mind you can return the title immediately.)
- 8) To listen to, tap on **My Titles** on top left.
- 9) Tap on  **Download button** Or  **Play button** to listen

You can renew and return the books by going to My Collection in your account.

- 1) Tap on  **button** to see what you can do with a particular title.
- 2) Tap on **Renew** on the bottom left to renew (if your title is close to an expiration date) OR **Return** to return the title, then **OK** to return.

Contact us with your questions at:

ehelp@akronlibrary.org

or

330-643-9145